



Welcome to the 15th annual UTAH 1088!

I mentioned in the application paperwork that the 2006 UTAH 1088 was going to be different than any event you have entered. Well folks, I wasn't joking. I hope in the next few pages to give you a better understanding of how this rally will differ from events in the past.

Please take your time reading this package. I think you'll find it to be time well spent.

Because this year's rally is different from anything we have attempted in the past, all riders, novice or veteran, should read this paperwork very carefully. The premise of the rally. . .how it will be scored. . .the number of checkpoints. . .the penalty for missing a checkpoint. All will be different from prior 1088's. Please don't take anything for granted if you've attended earlier rallies.

As always, if you have any questions about this paperwork, please contact us for clarification.

OVERVIEW OF THE RALLY:

The 2006 UTAH 1088 will return to its roots by staging a 24-hour event that will be competitively scored, and have a base route of exactly 1088 miles. This mileage is of course exclusive of construction zones, and will be on paved roads.

The main route of the rally will be comprised of two separate legs, and one checkpoint. Upon completion of the first leg, paperwork for the second leg will be handed out to the riders at the checkpoint. Riders will not know the amount of bonus locations in the second leg, or their value, until they complete the first leg paperwork.

In leg two you will have numerous bonus destinations in which to test your riding skill. As in the first leg of the rally, these bonus destinations **may** leave paved highways, **may** require the use of a Polaroid camera and/or a GPS, and may require trapping skills as well. Approximate film use should be no more than four packages. . . unless you are a very poor photographer. Remember, you will not know the location of any bonus in leg number two until you get your second set of route instructions at the completion of the first leg.

We will once again offer alternative routes for those of you that are either challenged in the lighting department, have great difficulty with depth perception in the desert darkness, or just flat ass want to go in a different direction. These routes will help you in these areas of difficulty or preference, but may or may not offer the scoring potential of the main route.

When you receive your route instructions on Saturday morning please read all the information carefully, and then make your decision as to whether you are going to ride an alternative route or not. If you are, you will need to notify the staff prior to leaving the starting area. As in prior years, we will have our resident psychiatrist, a rabbi, and a priest available for general counseling for those riders that choose this alternate path of rally life.

To be eligible for a finisher's award, the participants must travel at least the minimum mileage of 1088 miles, arrive at the checkpoint within the specified time window unless they are riding an alternative route that doesn't require stopping at the checkpoint, and return to the finish line within the allotted 24 hours. As I've said before, "Ain't nothin' to it"!

You must finish the rally on the same motorcycle that you started on, and all motorcycles will have only **ONE** operator during the rally.

An odometer check is required prior to the start of the rally so that we can calculate the actual mileage the rider travels during the event. The mileage figures are then certified and forwarded on to the **Ironbutt**

OVERVIEW OF THE RALLY cont.:

Association so that any of you that are looking to get that Saddlesore or Bun Burner certificate need only apply. Failure to complete the odometer check prior to the start of the rally will result in the participant not receiving a finisher's award because we could not certify the mileage.

The 2006 UTAH 1088 will continue the tradition of being a competitively scored rally. The top five (5) positions in the single rider category, **AND** the top three (3) finishing positions in the couple's category will receive position plaques. All other finishers will receive a finisher's award.

THE START OF THE RALLY:

The rally packs will be handed out at 0745 on Saturday June 24, 2006. Riders will be free to leave the staging area at 0800 on Saturday June 24, 2006. We will **not** be starting riders on the minute as previously stated.

So that riders with lower rally numbers will not have an advantage by getting their paperwork earlier, all route packs will be mixed up randomly and then handed out at the aforementioned time of 0745.

SCORING OF THE RALLY:

The rally is scored by earning points by traveling to various bonus locations, and either answering questions, taking a picture, or securing a receipt when you arrive at that destination. This point total, plus the value of the checkpoint will determine the rider's final score. The single rider and couple that have the highest point total will be declared the winner of their respective class.

TIME:

The rider, or couple, **has 24 hours** to travel at least the main route mileage of 1088 miles to successfully complete the rally. All participants will be considered a non-finisher at **24 hours and one (1) second** of the official starting time of the rally. Much has been written about my fixation with people being punctual, and believe me when I tell you it is all true! Being late to the checkpoint, or the finish line is not a good thing at the 1088. Everyone is treated the same here. If you're late, you're out. When I'm asked for suggestions on the best way to run the 1088 my answer has always the same. Don't be late!

No bonus points will be awarded, or penalty points assessed, for early arrival at the checkpoint or the finish line.

BONUS QUESTIONS:

When you receive your route instructions on Saturday morning, it will include a list of all bonus locations on the first leg of the rally and their point value. It will also give the location, point value, and time window of the checkpoint. Bonus questions could require the rider to travel additional miles. Bonus locations for the second leg of the rally will not be known until the rider checks in at the checkpoint within the specified time window. He/she will then receive their paperwork for the second leg of the rally. Riders are not required to go to any bonus location. If a rider only wants to be a finisher in the 1088, then all they have to do is travel 1088 miles within the allotted time of 24 hours, and arrive at the checkpoint within the specified time window. If however, a rider wishes to ride more miles than the base route, and increase his/her point total then they will go to the bonus locations.

Point values for the bonus locations will vary by difficulty and miles traveled. It should be noted that all are not necessarily created equal. All will be listed in order of occurrence, with correct directions on not only how to get to the that bonus location, but also on what is required to satisfy the requirements to secure the points when you get there.

No attempt will be made to trick the rider into going to bonus locations, or doing something incorrectly when they get there. It is however very strongly recommended that the rider **READ** the paperwork **VERY CAREFULLY** before making any route decisions, or answering any questions.

There will be a minimum of 30 bonus locations in 2006 UTAH 1088.

If a rider decides to ride any of the alternative routes this year, they will only be allowed to answer bonus questions from the main route that are listed as being open to all riders. A rider riding an alternative route will not be required to make the checkpoint unless the route requirements specify otherwise. If you're just stopping to visit your fellow riders you will not receive the point value of the checkpoint.

Additionally, some bonus locations or questions will require the use of a GPS or a Polaroid camera in order for the rider to earn the point value for that location. Owning a GPS or a Polaroid camera is not a requirement for entering the rally, but you must have one if you answer the bonuses or questions that require it. Riders may **NOT** share cameras or GPS units.

BONUS QUESTIONS cont.:

All bonus locations will require at least three correct entries to receive the points. The correct answer, receipt, or picture that is required for that bonus. The time of day that you arrived at that bonus or question, and your odometer reading while at that location. If any of the three are not written in the appropriate place on your paperwork you will not receive credit for that bonus/question. Partial credit will not be awarded.

CHECKPOINT:

There will be **ONE** (1) checkpoint in the 2006 UTAH 1088. This checkpoint will be open during a specified time period, and it is the riders responsibility to arrive at this checkpoint within that time window and have their paperwork signed by checkpoint personnel. A point value will be assigned to the checkpoint, and these points will be combined with any bonus points that the rider has earned for their total score.

IF THE RIDER MISSES THE ONE (1) CHECKPOINT OF THE 2006 UTAH 1088 THEY WILL BE CONSIDERED A NON-FINISHER, AND WILL NOT BE GIVEN THE PAPERWORK FOR THE SECOND LEG OF THE RALLY.

The checkpoint will be listed in the rally paperwork in the order of occurrence, and will be well marked. If you miss the checkpoint you will be out of the rally, but you are still welcome at the awards banquet on Sunday afternoon.

DISQUALIFICATIONS:

Please, take the time to read this section of the paperwork very carefully. It will not only make your rally experience a lot more enjoyable, it will also make the Rallymaster a lot happier. And as I've stated before, if the Rallymaster is happy, well then everyone is happy.

The thought of being disqualified is not a very pleasant subject. But unfortunately, it is a subject that we believe needs to be addressed. We want everyone to have a great time at the 1088, and we believe one way to help achieve that is to make sure all riders are playing on that proverbial level playing field. Thanks to the overly creative minds of some of our earlier participants in this event, we have had to modify or change a few of the rules. It is not our intention to limit the amount of fun the riders can have during the rally, just to make sure that everyone has an equal opportunity at that elusive brass ring that all are trying to grab.

DISQUALIFICATIONS cont.:

A rider will be disqualified for any of, but not limited to, the following reasons.

1. Failure to offer assistance, during the course of the rally, to any participant, or citizen who may require it. Riders who render aid to a participant or citizen during the rally will not be penalized for late arrival at a checkpoint or the finish line if the delay can be verified.
2. Riding at any time during the rally without a helmet, boots, or gloves.
3. The use of any controlled substance during the rally.
4. Allowing someone other than the original rider to operate the motorcycle during the rally unless it is an emergency.
5. Answering bonus questions for another participant, riding to a bonus location for another participant, or giving receipts, photographs, Keno tickets, etc. to another participant. The UTAH 1088 is an individual discipline in the truest sense. It is not designed as a team sport.
6. Requesting and/or receiving any outside assistance in answering any bonus question.
7. Being discourteous or abusive to checkpoint or staff personnel. . .period! Attitudes and poor behavior should be left at home.
8. Bringing your wife **AND** your girlfriend, or husband and boyfriend to any of the functions. Please, bring one or the other. Not both! Don't laugh folks, this happened once.

If you violate any of the above-mentioned rules, you will be immediately disqualified from the 1088, you will be barred from entering all future MERA events.

Part of the reputation of the UTAH 1088 is that it has never been a place for folks that like to whine, snivel, piss and moan. Over the years we've used the threat of execution of such offenders by rattlesnakes, scorpions, and even an angry mob of polygamists in Colorado City, Arizona. Hell, one year we even asked ol' Bubba out at the prison if he would take any offenders to the Friday night dance. But nothing seems to help, cause every year we get at least one rider that decides they would rather whine than enjoy the rally. Please, plan to come to the 1088 prepared to have a great time and everything will be just fine. Otherwise, we will come up with a suitable punishment for the offender, and it quite probably will not be something you enjoy.

RIDER REQUIREMENTS:

1. All riders must possess a valid drivers license with motorcycle endorsement if required by the state where the rider resides.
2. Helmet, boots, and gloves are to be worn at **all** times during the rally. This rule applies to both rider and passenger.
3. It is the rider's responsibility to notify rally headquarters if you are dropping out of the rally. Please don't make us send out the Utah Highway Patrol to try and find you. Just let us know that you won't be continuing on. If you do drop out of the rally you are still welcome at the awards banquet on Sunday, providing you called and let us know that you were dropping out. If you didn't call, we wish you a great trip home.
4. Signed acknowledgment of risk prior to starting the rally. Both members of a couple's entry must sign the acknowledgment of risk.

MOTORCYCLE REQUIREMENTS:

1. Tool kit. You're not expected to have enough tools to rebuild the motorcycle alongside the road, but you do need to have enough tools to do minor repairs. Factory tool kits are adequate.
2. Minimum of one (1) working flashlight. Two is much better. Three is outstanding!
3. Any item/items that will give you at least 30 minutes of emergency roadside lighting. These can be flares, battery powered strobes, etc.
4. Tire repair kit and method of inflation.
5. First aid kit consisting of a minimum of the following items:
 - a. Compress bandage or wrapped Kotex.
 - b. Roll of Gauze.
 - c. Antiseptic cream or ointment.
 - d. Triangle bandage or large bandanna.
 - e. One (1) sharp knife or a razor knife.

NOTE: A BMW first aid kit may be substituted for everything except the knife.
6. **Current registration and proof of insurance.**

AUXILIARY FUEL TANKS:

While auxiliary fuel tanks are neither required or recommended for riding the 1088, if they are used they **MUST** conform to the following rules.

AUXILIARY FUEL TANKS cont.:

1. Construction must be of metal (aluminum, stainless steel, etc.), OR, be an approved racing type fuel cell. **This does not mean outboard motor fuel tanks, or the fuel tanks that are used in your snowmobile.**
2. If auxiliary fuel tanks are stored in saddlebags or trunk they must be vented to the outside.
3. Exterior mounted fuel tanks should have provisions for catching any overflow.
4. All tanks **MUST** be bolted or strapped in place. **Bungee cords and cargo nets are fine for your leather jacket, but not for securing fuel cells in place.**

Total capacity of fuel on the motorcycle is not to exceed eleven and a half (11 ½) gallons. That means that the capacity of the main tank, plus the capacity of the auxiliary tank cannot exceed eleven and a half (11 ½) total gallons of fuel.

Routing of fuel lines, fuel pumps, electrical wiring, etc. shall be secure and not interfere with the operation of the motorcycle. **GAS CANS OF ANY TYPE, PLASTIC OR METAL, ARE NOT ALLOWED.**

TECH INSPECTION:

All riders must complete tech inspection prior to conducting the odometer check. You will need to bring all your safety equipment, any required motorcycle equipment, riding gear, GPS, camera, drivers license and proof of insurance to the check in area in the parking lot when you are ready to start tech inspection.

MILEAGE CERTIFICATION:

Many of you will apply to the **Ironbutt Association** for your Saddlesore or Bunburner certificates after the 1088 is in the record books, and we will help you in securing that certificate by supplying the IBA with certified mileage figures from the rally. It will still be up to you to apply to, and send your check to **IBA** if you want your Saddlesore or Bunburner certificate.

REFUNDS:

The refund deadline is March 1, 2006. All refunds will be charged a \$50.00 handling fee.

2006

UTAH 1088 SCHEDULE

THURSDAY JUNE 22, 2006

1700 TO ? HOURS

Bar B Q at the house. Don't be late, as the groceries go away quickly as some of these folks are serious eaters.

FRIDAY JUNE 23, 2006

0630 or 0700 TO 1200 HOURS

3rd Annual UTAH 1088 Golf Tournament

1300 TO 1800 HOURS

Safety inspection will be conducted in the cordoned off area of the east parking lot. You will sign your acknowledgment of risk, let us know how many are coming to the banquet with you on Sunday, get your rally shirt and other goodies, and do the odometer check. After you've completed the odometer check you're free to wander and meet folks.

1900 HOURS

Rider meeting will be held in the parking lot. This meeting will probably last 30 to 45 minutes.

SATURDAY JUNE 24, 2006

0700 HOURS

Mandatory rider meeting will be held in the parking lot where tech inspection was held. All riders are required to attend. The meeting should last approximately 15 minutes. Rally packs will be handed out starting at 0745.

0800 HOURS

The 2006 UTAH 1088 is officially underway. Riders are free to head 'em up and move 'em out at their own pace.

SUNDAY JUNE 25, 2006

0600 HOURS

Finish line officially opens.

0800 HOURS

Finish line is officially closed. Riders finishing after 0800 HOURS will be considered time barred, and will not be eligible for finishers awards unless time delay can be verified. All participants are welcome at the awards banquet however.

1300 HOURS

Awards banquet starts in the banquet room at the hotel. The banquet normally lasts about 1 ½ to 2 hours. Finishing positions, plaques, door prizes, and a few surprises will happen during the banquet.

2006 UTAH 1088 HOTEL INFORMATION

Same place. . .new name.

We're going to once again use the Holiday Inn as rally headquarters, only this year it will be called the Ramada Inn. Many of the same folks are at the hotel, and over the years they have treated us very well. The new owners have heard about our little get together. .and they still wanted to have us at the hotel. Lets try to not scare these folks off, cause it's hard to find a place large enough for a group this size.

The room rate will be \$60.00 per night for 1-4 people in a room. When you make your reservations, **and it is your responsibility to make your own reservations**, make sure you tell them that you are with the 1088. This will not only guarantee your room rate, but will see that your room is with the rest of the 1088 folks.

I would suggest that you make your reservations as soon as possible. The hotel only sets so many rooms aside for the 1088, plus it fills up with other guests. So if you wait until the last minute to try and make your reservations you're apt to find the hotel full.

As we have done the past few years, the majority of the east parking lot will be cordoned off for motorcycles only. If you are towing to the rally you will need to park your tow vehicle in the back or south end of the hotel parking lot. The hotel will provide 24-hour security so your bikes will be safe.

For those of you joining the 1088 for the first time, the Ramada Inn is very easy to find. They are west of downtown Salt Lake City on I-80 at exit 113. You can see the hotel from the interstate.

Their direct telephone numbers are 801-537-7020 and 800-522-5575.

UTAH 1088 GOLF TOURNAMENT

Part of the lore of the 1088 is that we continually find new ways to have a good time, and the golf tournament is no exception. The concept of the golf tournament came up during a bit of post rally celebrating at the local watering hole at the conclusion of the 2003 1088. And as rally riders are prone to do, there were quite a few outlandish claims of skill that they claimed they possessed on the golf course. Certainly greater skill than they had demonstrated on the rally just 24 hours earlier. At any rate, the concept was noted. And in 2004, we had our first golf tournament.

In fact, the scores from that inaugural event are still talked about today. . .not necessarily proudly, but they're still talked about none the less. Talk about creative accounting. . .son!

All who ventured out on that early June morning in 2004 had a great time. Such a good time in fact, that we did it again last year. While the scores were not necessarily any better in 2005, the accounting practices were greatly improved.

As with most everything that we do here at the 1088, we have a great time.

If you're interested in playing in a 9-hole golf tournament Friday morning prior to tech inspection at the course near the hotel just let us know **PRIOR** to May 1, 2006 so that we can make arrangements with the pro shop. If you will be renting clubs, I'll need to know that as well. Approximate cost with cart will be about \$20.00 per person for the 9 holes. Club rental is additional.

Wives, husbands, significant others are encouraged to enter as well. This is just not for the riders. Everyone is welcome.

Results, as well as prizes, for this incredible event will be announced at the awards banquet on Sunday afternoon. Bribes will be accepted from those riders that have far too much pride to have their scores announced in a group of their peers.

Let us know if you're interested. And you too could be part of the legend that is now known as the UTAH 1088 Golf Tournament.

BAR B Q

Jeniel and I will once again be hosting one of the worlds best Bar B Q's at our home on Thursday, June 22, 2006 from 1700 hours to whenever folks get tired, or the neighbors call the cops. All participants, their spouses or significant others are cordially invited to attend. Children, neighbors, friends, your mechanic, and your third ex spouse will have to stay home.

We will be having pulled pork sandwiches. . .potato salad. . .cole slaw. . .green salad. . .and mud pie for desert. We will supply soft drinks for everyone, but if you want anything stronger you'll have to bring it with you. Also, if you have any special diet requirements then you will have to bring the food with you as well.

The Bar B Q is a great time to get to know one another. . .certainly to learn a fair amount about the rally from the veterans. . .see old friends. . .make new ones. . .check out what everyone does to their bikes. . .and probably even tell a lie or two. Most of the veterans haven't started putting on their game faces yet, so it's pretty laid back. We really have a good time, so try to attend if you can.

When you get to the house I would ask that you either park in our driveway, or at least in front of our house. . .70-75 bikes in front of the neighbors place really tends to piss folks off a bit.

Also, if you are planning on attending this shindig, you will need to RSVP in writing no later than June 1, 2005. . .no RSVP, no groceries at the Bar B Q. To make this as easy as possible for you, just fill out the bottom of this page and either fax, snail mail, or Email it to me.

We'll see that the food is waiting for you. . .just let us know you're coming by June 1, 2006.

NAME _____

RALLY NUMBER _____

TOTAL NUMBER ATTENDING INCLUDING YOURSELF _____

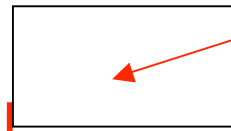
Fax number 801-252-0662

Email: stevechalmers@comcast.net

N

Rally Headquarters

Ramada



I-80

5
6
0
0
W

South on 5600 W. to 3500 S.
West on 3500 S. . .approximately
.4 of a mile past the True Value Hardware
store is Feulner Drive (6620 W.). . .go south
on Feulner Drive to 6623

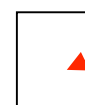
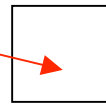
USH-201

Super Wal Mart



Carl's Jr

K Mart



McDonalds

Church



3500 S.

True Value
Hardware



F
U
E
L
N
E
R

6
4
0
0
W

6623 W Feulner Drive

